



# AKG Blue Line Series

H A Harman International Company

## Condenser Microphones



## Description

The AKG Blue Line Series consists of a family of directional prepolarized condenser capsules and microphone configurations that are all compatible with a single powering/output assembly. Because of the general popularity of the cardioid pattern, the CK 91 cardioid capsule and SE 300 B powering/output assembly are sold as a single unit, the AKG Model C 391 B microphone. The remaining Blue Line capsules offer the following patterns: CK 92 (omnidirectional), CK 93 (hypercardioid), CK 94 (bidirectional), and CK 98 (shotgun capsule, high directivity). Three additional configurations are available: CK 97-O (omnidirectional lavalier), CK 97-C (cardioid lavalier), CK 97-CVR (cardioid gooseneck with bass roll-off). The Blue Line Series is suitable for studio, live sound, and a variety of speech reinforcement applications, where the facility for switching capsules is a major advantage. The positive Modulock™ bayonet design allows these changes to be made quickly. The Blue Line microphones exhibit accurate axial response and uniform pattern control. Self noise and maximum operating levels are exemplary, creating a very wide usable dynamic range for the most demanding operations. The SE 300 B powering/output assembly provides for 10 dB of attenuation for operation at high sound pressure levels, as well as a 12 dB/octave low cut below 75 Hz for close usage. A complete line of optional accessories is available including an extension cable for operating the microphone capsule up to 10 ft. (3 meters) from the powering/output module.

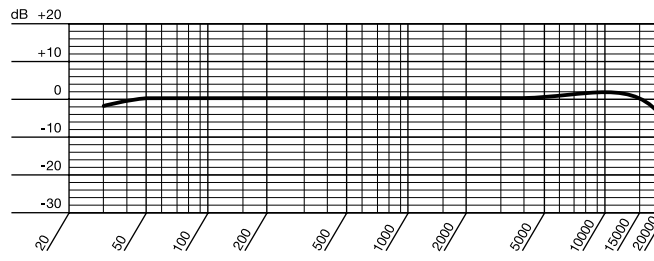
## Features

- Multiple directional capsules and configurations available on a standard powering/output module
- Positive-action Modulock™ bayonet capsule mounting system
- Capsule designs employ gold sputtered diaphragms
- High sensitivity
- High acoustic level capability

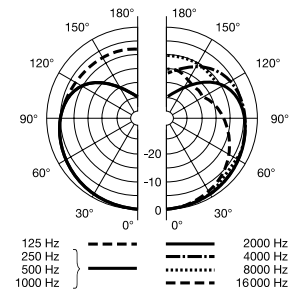
# Graphical Data

**CK 91**

On-axis Frequency Response  
(measured at 1 meter)

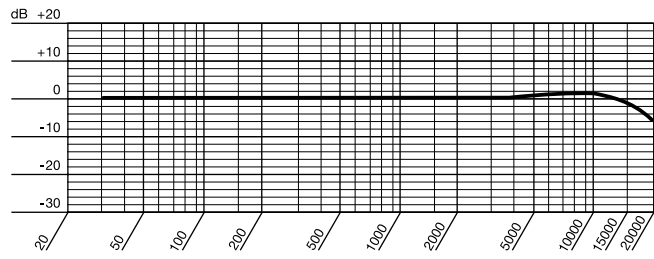


Polar Response

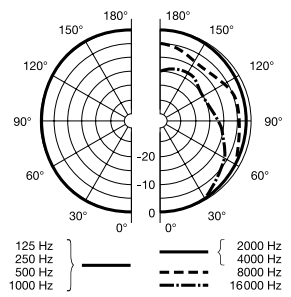


**CK 92**

On-axis Frequency Response  
(measured at 1 meter)

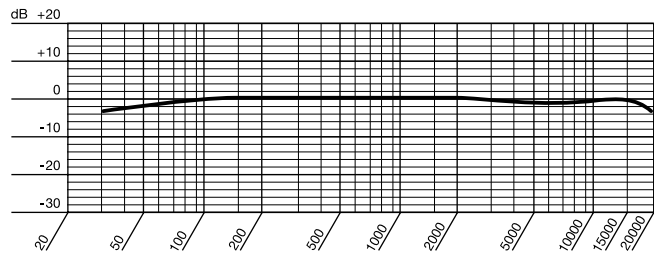


Polar Response

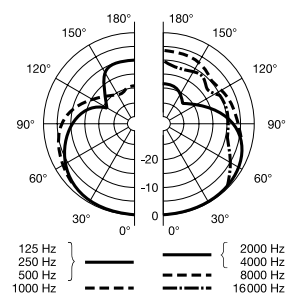


**CK 93**

On-axis Frequency Response  
(measured at 1 meter)

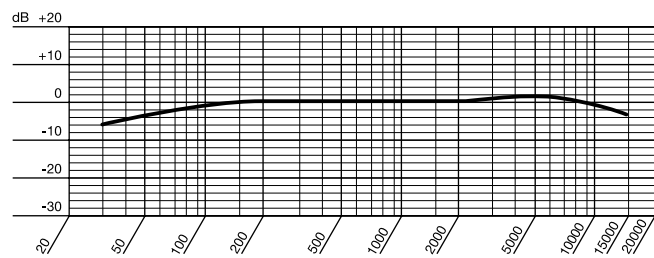


Polar Response

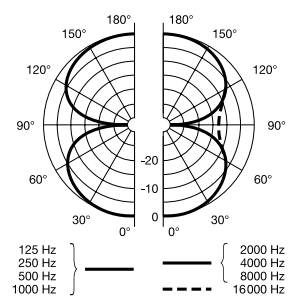


**CK 94**

On-axis Frequency Response  
(measured at 1 meter)



Polar Response



# Specifications

Models:	C 391 B	CK 92	CK 93	CK 94	CK 97-0	CK 97-C	CK 97-CVR	CK 98
<b>Transducer Principle:</b>	All models prepolarized condenser capsules.							
<b>Frequency Range</b>	20–20,000 Hz	20–20,000 Hz	20–20,000 Hz	20–20,000 Hz	20–18,000 Hz	150–18,000 Hz	150–18,000 Hz	20–20,000 Hz
<b>Polar Pattern:</b>	Cardioid	Omnidirectional	Hypercardioid	Bidirectional	Omnidirectional	Cardioid	Cardioid	Directional
<b>Sensitivity at 1,000 Hz:</b>	10 mV/Pa (-40 dBV)	10 mV/Pa (-40 dBV)	10 mV/Pa (-40 dBV)	10 mV/Pa (-40 dBV)	10 mV/Pa (-40 dBV)	12 mV/Pa (-38 dBV)	12 mV/Pa (-38 dBV)	25 mV/Pa (-32 dBV)
<b>Equivalent Noise Level:</b>	17 dB-A	17 dB-A	17 dB-A	22 dB-A	24 dB-A	26 dB-A	26 dB-A	17 dB-A
<b>SPL for 1% THD:</b>	132 dB	132 dB	132 dB	132 dB	120 dB	120 dB	120 dB	124 dB
<b>S/N Ratio (A-weighted):</b>	77 dB	77 dB	77 dB	72 dB	70 dB	68 dB	68 dB	77 dB
<b>Electr. Impedance:</b>	< 200 ohms							
<b>Load Impedance:</b>	> 1,000 ohms							
<b>Power Requirement:</b>	9 to 52 Vdc phantom powering for SE300B							
<b>Connector:</b>	All models XLR male output when connected to SE300B							
<b>Cable Length:</b>	-	-	-	-	10 ft. (3 m)	10 ft. (3 m)	-	-
<b>Finish:</b>	All models dark gray matte finish.							
<b>Size:</b>	0.7 x 5.8 in. (19 x 47 mm)	0.7 x 2 in. (19 x 52 mm)	0.7 x 2 in. (19 x 52 mm)	0.7 x 2.3 in. (19 x 58 mm)	0.3 x 0.7 in. (7.5 x 17 mm)	0.4 x 1.0 in. (11 x 25 mm)	0.4 x 20 in. (11 x 500 mm)	0.4 x 10.2 in. (19 x 260 mm)
<b>Net/Shipping Weight:</b>	4.2 oz. (120 g) 16.6 oz. (470 g)	1.2 oz. (35 g) 6.0 oz. (170 g)	1.2 oz. (35 g) 6.0 oz. (170 g)	1.2 oz. (35 g) 6.0 oz. (170 g)	0.1 oz. (3 g) 6.7 oz. (190 g)	0.1 oz. (6 g) 6.7 oz. (190 g)	3.5 oz. (100 g) 13.1 oz. (317 g)	2.8 oz. (80 g) 13.8 oz. (390 g)

\*With the 10-dB pad engaged, all SPL values for 1.0% THD can be raised 10 dB. Specifications measured with capsules attached to SE300B.

## Accessories

Model:	Included:	Optional:
<b>C 391 B</b>	SA 40 Stand adapter W 90 Foam windscreen	A 91 Swivel joint MK 90/3 + H 98, Extension cable and stand adapter/ hanger VR 91 15 in. (350 mm) extension tube VR 92 47.2 in. (1.2 meter) extension tube with short gooseneck W 95 Metal mesh and foam windscreen filter
<b>CK 91, 92, 93, and 94</b>	W 90 Foam windscreen	Same as for C 391 B
<b>CK 97-0 and CK97-C</b>	H 40/1 Universal clamp for two capsules H 41 Tie pin W 97/1 Foam windscreen (For CK 97-0) W 97 Foam windscreen (For CK 97-C)	For SE 300 B: B 18 E Battery supply N 62 E AC Power supply  C 97-CVR + SE 300 B: B 18 E Battery power supply N 62 E AC Power supply
<b>CK 97-CVR</b>	W 97 Foam windscreen	H 10 Stereo bar, H 38 Shock mount SA 38/H 38 Shock mount/stand adapter ST 45 Table stand, ST 305 Heavy duty table stand
<b>CK 98</b>	W 98 Windscreen	A 91 Swivel joint VR 91 15 in. (350 mm) angled extension tube
<b>SE 300 B</b>	SA 40 Stand adapter	See above

## Architects and Engineers Specifications

The microphone shall be of the condenser type with a capsule and powering module assembly no larger than 0.75 in. (19 mm) in diameter. For applications requiring field switchable patterns, the capsule shall be demountable and attached by means of a half-turn bayonet action. (Threaded capsules shall not be allowed under this specification, because of inconvenience and the chance of cross-threading.) The microphone shall accept phantom powering over the nominal ranges of 12 to 48 volts and the nominal output impedance shall be equal to or less than 200 ohms at 1 kHz. The microphone shall provide a switchable 10 dB pre-electronics pad for operation at high sound pressure levels, and a switchable low-

frequency cut of 12 dB-per-octave shall be provided.

The polar pattern shall be (\*), and on-axis frequency response shall be (\*). Microphone sensitivity shall be at least (\*) millivolts per pascal, and the self noise floor shall be no higher than (\*) dB-A. The 1.0 % THD operating level shall be (\*) dB SPL. (Additional for C 397-CVR)

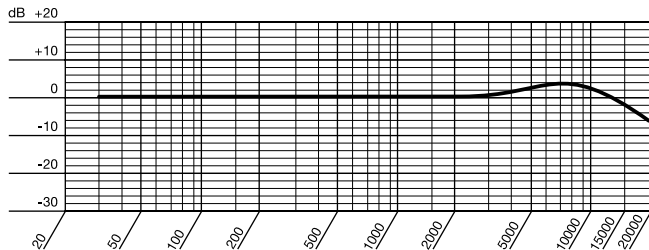
The microphone capsule shall be separated from the powering/output module by a thin gooseneck extension at least 20 in. (500 mm) in length. The microphone shall be the AKG Acoustics Model SE 300 B plus the (\*) capsule.

\*Insert data from specifications chart.

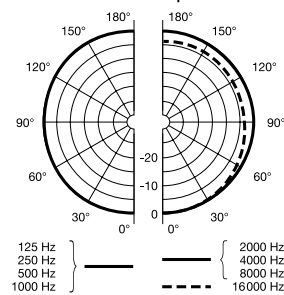
# Graphical Data

## CK 97-0

On-axis Frequency Response  
(measured at 1 meter)

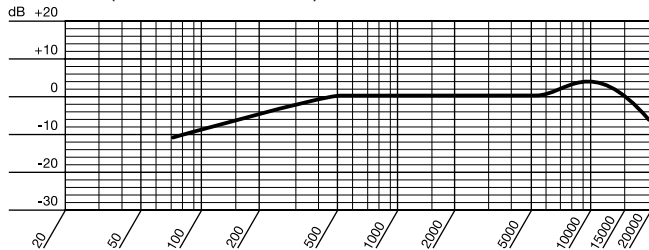


Polar Response

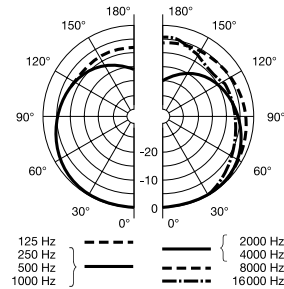


## CK 97-C

On-axis Frequency Response  
(measured at 1 meter)

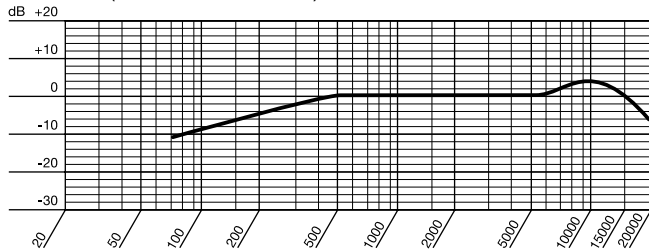


Polar Response

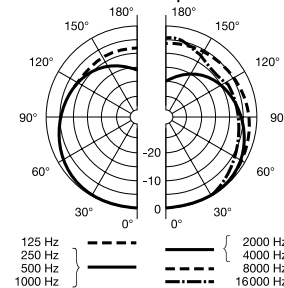


## CK 97-CVR

On-axis Frequency Response  
(measured at 1 meter)

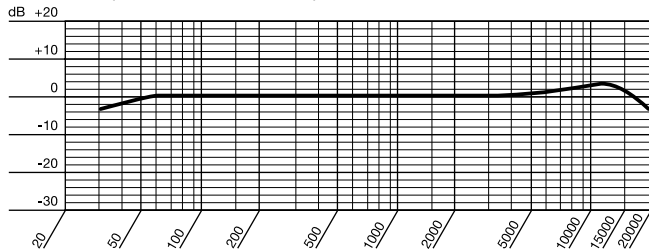


Polar Response

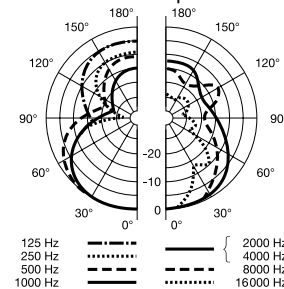


## CK98

On-axis Frequency Response  
(measured at 1 meter)



Polar Response



AKG is constantly improving and modifying its products, therefore, specifications are subject to change without notice.

### Limited Warranty

Valid only in the United States. AKG Acoustics warrants AKG products against defects in material or workmanship for a period of two years from the date of original purchase for use, and agrees to repair or, at our option, replace any defective unit without charge for either parts or labor. Important: This warranty does not cover damage resulting from accident, misuse or abuse, lack of reasonable care, the affixing of any attachment not provided with the product, loss of parts or connecting the product to any but the specified receptacles. This warranty is void unless service or repairs are performed by an authorized service center. No responsibility is assumed for any special, incidental

or consequential damages. However, the limitation of any right or remedy shall not be effective where such is prohibited or restricted by law. Simply take or ship your AKG product prepaid to our service department. Be sure to include your sales slip as proof of purchase date. (We will not repair transit damage under the no-charge terms of this warranty.) Note: No other warranty, written or oral is authorized by AKG Acoustics, Inc. This warranty gives you specific legal rights, and you may also have other rights which vary from state to state. Some states do not allow the exclusion or limitation of incidental or consequential damages or limitation on how long an implied warranty lasts, so the above exclusions and limitation may not apply to you.

Microphones · Headphones · Wireless Microphones · Wireless Headphones · Headsets · Electroacoustical Components



H A Harman International Company

**AKG Acoustics GmbH**  
Lemböckgasse 21-25, P.O.B. 158, A-1230  
Vienna/AUSTRIA  
Tel: (43 1) 86 654-0\*, Fax: (43 1) 86 654-516  
Internet: <http://www.akg.com>

**AKG Acoustics**; A Division of Harman Pro Germany  
Bodenseestraße 228, D-81243 München/GERMANY  
Tel: (089) 87 16-0, Fax: (089) 87 16-200

**Arbiter Pro Audio**  
Wilberforce Road, London NW9 6AX/ENGLAND  
Tel: (0181) 202 1199, Fax: (0181) 202 7076

**AKG ACOUSTICS, U.S.**  
914 Airpark Center Drive  
Nashville, TN 37217, U.S.A.  
Tel: (615) 620-3800, Fax: (615) 620-3875

**Studer Japan Ltd.**  
2-43-7, Uehara, Shibuya-ku, Tokyo 151-0064/JAPAN  
Tel: (813) 3465-2211, Fax: (813) 3465-2214

**Erikson Pro Audio**  
620 McCaffrey, St-Laurent, Quebec, H4T 1N1, CANADA  
Tel: (514) 738-3000, Fax: (514) 737-5069  
Internet: [www.jam-ind.com/eriksonpro](http://www.jam-ind.com/eriksonpro)